



# SHADOW

## 112CT

### APPLICATIONS

- Convention centers
- Athletic fields
- Stadiums
- Theme parks
- Swimming pools
- Cruise ships
- Malls
- Ballrooms
- Outdoor background music

### KEY FEATURES

- 2-way multipurpose 12" coax
- Sturdy molded polyethylene curved enclosure
- 12" coaxial woofer with 2.5" coil
- 1" HF driver with 1.7" coil
- Line transformer
- 4 wires cable to select the power tapping
- IP55 weather resistant
- Standard grey finish
- Completely manufactured in Italy

### ALL WEATHER LOUDSPEAKERS



Designed, Engineered  
and Manufactured in ITALY

### PRODUCT DESCRIPTION

The SHADOW 112CT is a weatherproof coaxial two way loudspeaker system offering substantial power and efficiency for a variety of professional indoor or outdoor applications. The low frequency transducer is a 12" woofer with a 2.5" voice coil. The high frequency section is a 1" driver with 1.7" voice coil on conical 90° horn. The SHADOW 112CT features a line transformer for 70-100V applications. The cabinet is a single piece rotational moulded in polyethylene, fully UV protected. The cabinet is equipped with a stainless steel U-bracket. The grille is in custom perforated stainless steel with 3 layers of protection. The SHADOW 112CT meets the requirements of IP55 code (International Protection Rating).

### ELECTRONIC SPECIFICATIONS

System Type	2 Way
Recommended Amplifier	600W RMS
System Long Term Power	300W
System Short Term Power (IEC 268-5)	1200W
Transformer (optional)	100V / 200W/100W
Nominal Impedance	8 Ohm
Frequency Response	70Hz - 20kHz (@-6dB)
Sensitivity	98dB (@1W, 1m)
Max SPL (cont/peak) (bi-amp)*	124dB / 128dB
Dispersion	90° conical
Crossover Frequency	1.6kHz
Recommended HP Filter	50Hz - 24dB oct.

### PHYSICAL SPECIFICATIONS

Low Frequency Woofer	12" / 2.5" coil
High Frequency Driver	1" / 1.7" coil
Input Connectors	4 wire cable
Net Dimensions (WxHxD) inch	16.92 x 16.92 x 15.74
Shipping Dimensions (WxHxD) inch	20.86 x 20.86 x 19.68
Net Weight	33 lbs
Shipping Weight	37 lbs
Enclosure Material	Polyethylene rotomoulded
Grille	Custom perforated stainless steel

\* CONT. SPL: free space, based on recommended amp rating and LF transducer average sensitivity data, 125mS time average  
PEAK SPL: free space, based on short term applicable power rating and system peak sensitivity, 10mS time average

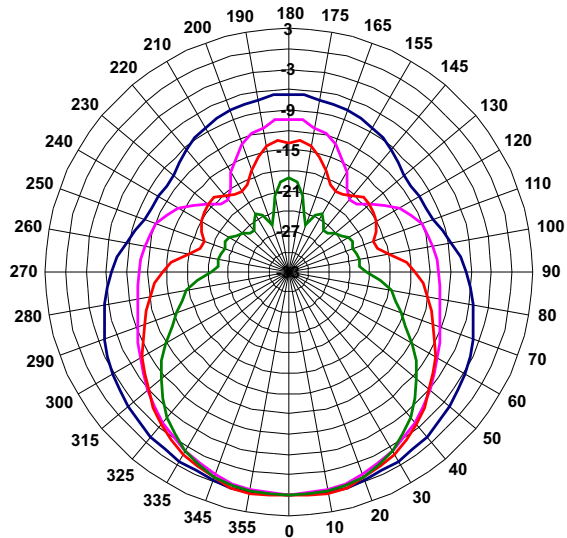



# SHADOW

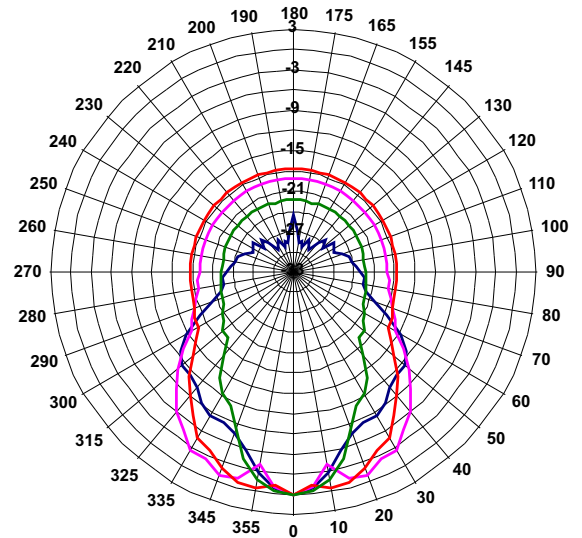

## 112CT

### DIAGRAMS

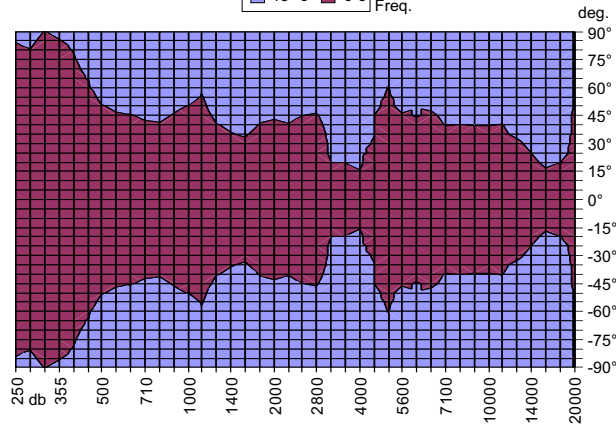
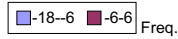
Horizontal polar diagram



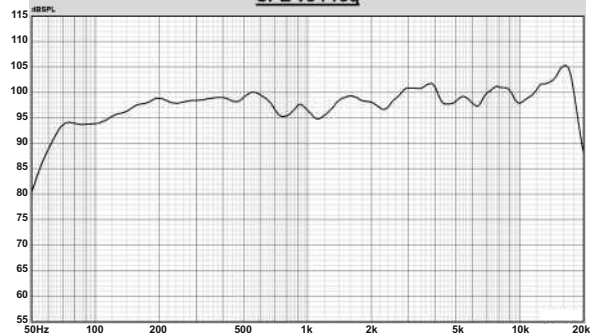
Horizontal polar diagram



Horizontal coverage



SPL vs Freq



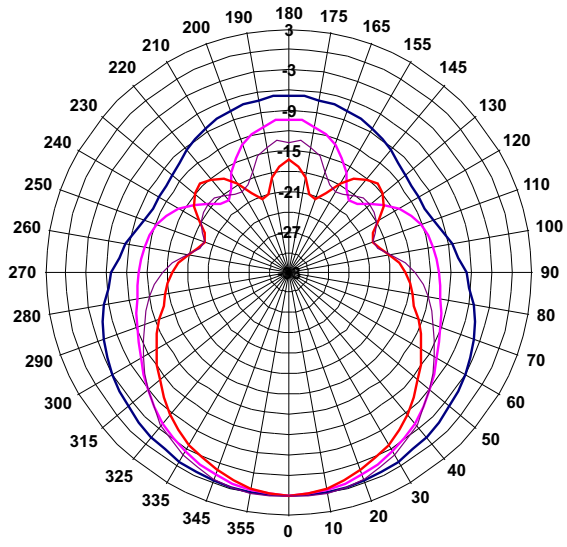



# SHADOW

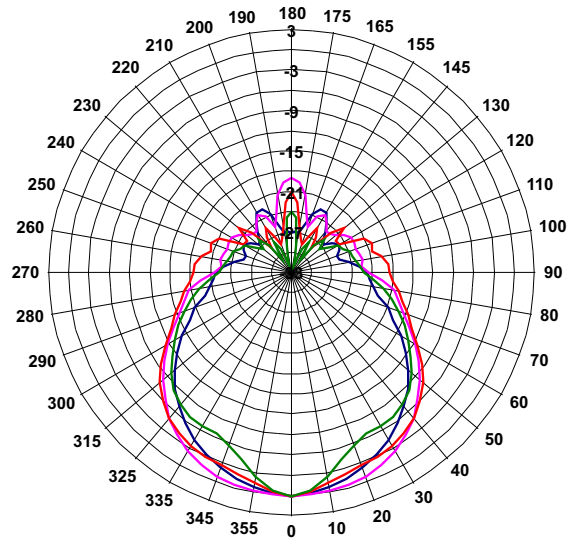

## 112CT

### DIAGRAMS

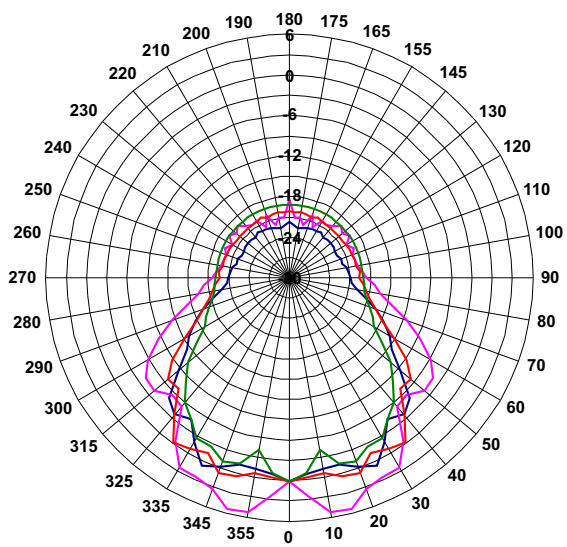

Vertical polar diagram



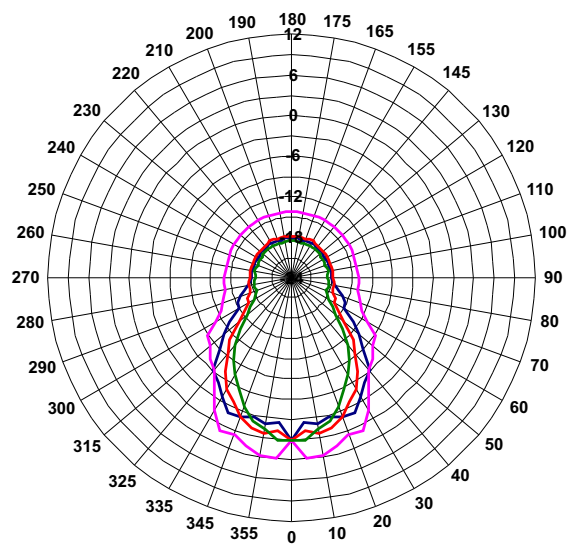

Vertical polar diagram



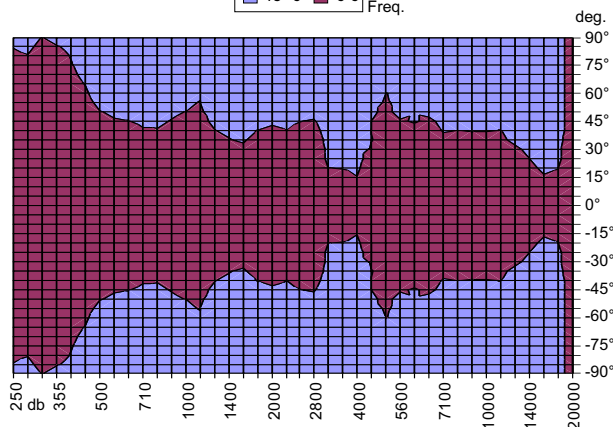
Vertical polar diagram



Vertical polar diagram



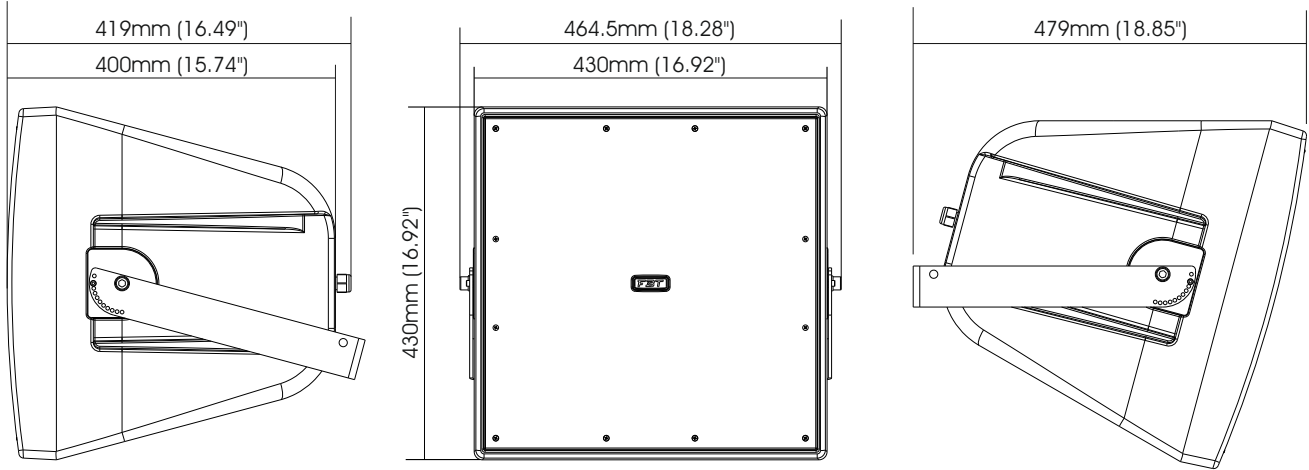
Vertical coverage



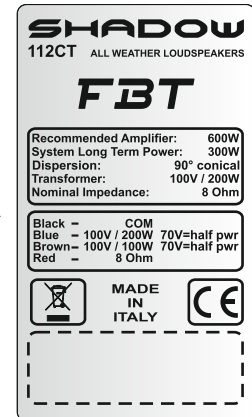
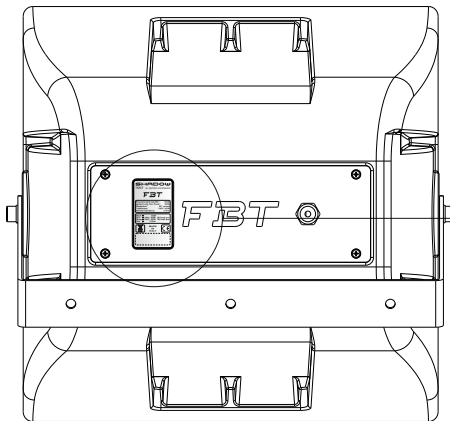


# SHADOW 112CT

## DIMENSIONAL DRAWINGS



## TECHNICAL SPECIFICATIONS LABEL



## SUPPLIED ACCESSORY

