



**BOSCH**

Invented for life

# LC2-PC30G6-8L Premium-sound Ceiling Loudspeaker 30W



- ▶ **8-inch coaxial two-way**
- ▶ **Waveguide coupled Ti tweeter**
- ▶ **Full bandwidth overload protection**
- ▶ **Front baffle wattage tap adjustment**
- ▶ **EVAC compliant**

The LC2-PC30G6-8L is a 8-inch two-way Premium-sound Ceiling Loudspeaker which provides, wide dispersion, high efficiency, high maximum output, ease-of-installation, low profile install space and wide-range reproduction of music and voice.

It consists of a baffle assembly, grille, back-can enclosure 8-inch coax two-way loudspeaker and internal output-power matching transformer. The loudspeaker features a waveguide coupled titanium coated dome tweeter.

The rear enclosure provides an optimum internal volume for extended low frequency performance.

The loudspeaker utilizes a second order crossover network at 2.5 kHz, with a comprehensive protection circuit to protect the network, woofer, and tweeter drivers from excessive power levels.

The loudspeaker can be installed optionally with the LC2-PC60G6-10 ceiling subwoofer to enhance the low frequency reproduction down to 45 Hz.

## Functions

### Voice alarm loudspeaker

Voice alarm loudspeakers are specifically designed for use in buildings where performance of systems for verbal evacuation announcements is governed by regulations. The LC2-PC30G6-8L is designed for use in voice alarm systems and is compliant with British standard BS 5839-8 (EVAC).

### Protection

The loudspeaker has built-in protection to ensure that, in the event of a fire, damage to the loudspeaker does not result in failure of the circuit to which it is connected. In this way, system integrity is maintained; ensuring loudspeakers in other areas can still be used to inform people of the situation. It is standard fitted with a back-can enclosure to increase protection of the cable termination.

The loudspeaker has an EVAC compliant ceramic screw-terminal block and thermal fuse.

## Certifications and Approvals

All Bosch loudspeakers are designed to withstand operating at their rated power for 100 continuous hours in accordance with IEC 268-5 Power Handling Capacity (PHC) standards. Bosch has also developed the Simulated Acoustical Feedback Exposure (SAFE) test to demonstrate that they can withstand two times their rated power for

short durations. This ensures improved reliability under extreme conditions, leading to higher customer satisfaction, longer operating life, and lessens the chance of failure or performance deterioration.

Safety	according to EN 60065
EVAC	according to BS 5839-8

**Installation/Configuration Notes**

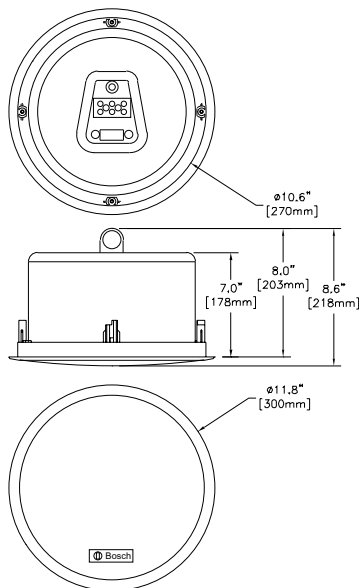
**Mounting**

The loudspeaker is secured in ceilings using four integral toggle anchors, and has been designed to work together in a wide range of different ceiling constructions. A tile bridge / C-ring is included for safe suspension in a drop ceiling that uses mineral wool, or other fiber-based ceiling tiles from 4 to 25 mm (0.16 to 1.0 in.) thick.

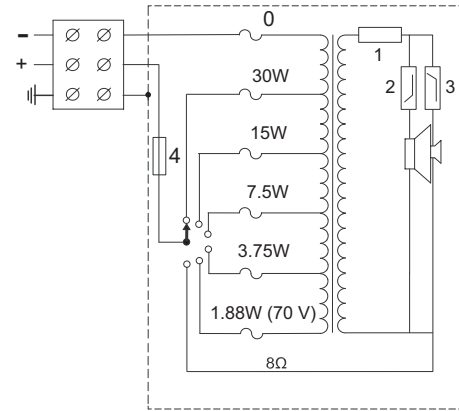
A circular template for marking a 272 mm (10.75 in.) diameter hole is included with the loudspeaker.

**Power setting**

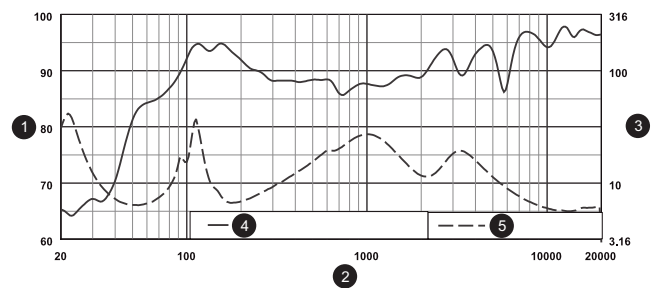
The unit has a three-way EVAC compliant ceramic terminal block with screw connections (including earth) suitable for loop-through wiring. Four 100 V, and five 70 V, primary taps are provided on the matching transformer to allow selection of nominal full-power, half-power, quarter-power, eighth-power radiation (in 3 dB steps) and eight ohm. Selection is done via a convenient switch on the front baffle.



Dimensions in Inch / [mm]

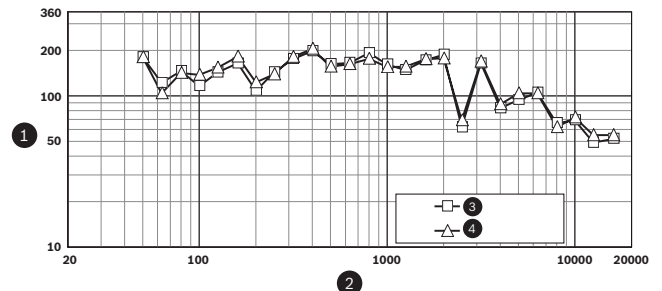


Circuit diagram (1: Passive Limiter, 2: Low Pass Filter, 3: High Pass Filter, 4: Thermal fuse)



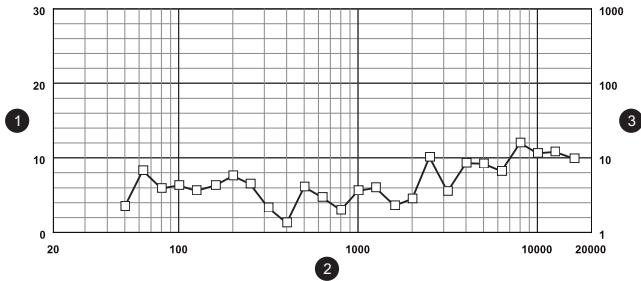
- 1 SPL, 1W/1m (dB)
- 2 Frequency (Hz)
- 3 Impedance (Ohms)
- 4 Frequency Response, half space
- 5 Impedance

*Frequency response*



- 1 -6dB Beamwidth (degrees)
- 2 Frequency (Hz)
- 3 Horizontal
- 4 Vertical

*Beam width*



- 1 Directivity Index (DI), dB
- 2 Frequency (Hz)
- 3 Directivity Factor (Q)

*Directivity*

**Parts Included**

Quantity	Components
1	LC2-PC30G6-8L Premium-sound Ceiling Loudspeaker
1	272 mm (10.75 in.) circular cut-out template
1	Tile bridge / C-ring
1	Paint shield
1	Installation instruction

**Technical Specifications**

**Electrical**

Maximum power	75 W
Rated power	30 / 15 / 7.5 / 3.75 W (1.88 W only, 70 V).
Sound pressure level at 30 W / 1 W (1 kHz, 1 m)	106 / 91 dB (SPL)
Effective frequency range (-10 dB)	50 Hz to 20 kHz
Coverage (conical)	110°
Rated voltage	70 V or 100 V
Rated impedance	167 or 333 or 8 ohm
LF transducer	200 mm (8 in.) Polypropylene cone
HF transducer	25 mm (1 in.) Ti Mylar laminate
Connector	3-pole ceramic screw terminal block

**Mechanical**

Diameter	300 mm (11.8 in)
Maximum depth	178 mm (7 in)
Ceiling thickness	4 to 25 mm (0.16 to 1.00 in.)
Mounting cut-out	272 + 5 mm (10.75 + 0.20 in.)
Material	
Baffle	ABS (UL94V0)
Back-can	Zinc-plated steel

Grille	Powder coated steel
Weight	5 kg (11 lb)
Color	White (RAL 9010)
<b>Environmental</b>	
Operating temperature	-25 °C to +55 °C (-13 °F to +131 °F)
Storage temperature	-40 °C to +70 °C (-40 °F to +158 °F)
Relative humidity	<95%

**Ordering Information**

<b>LC2-PC30G6-8L Premium-sound Ceiling Loudspeaker 30W</b>	<b>LC2-PC30G6-8L</b>
30 W, 8-inch two-way low profile install space loudspeaker (packing include 2 pieces)	

**Accessories**

<b>LC2-PC60G6-10 Premium-sound Subwoofer Ceiling Loudspeaker 60W</b>	<b>LC2-PC60G6-10</b>
60 W, 10-inch subwoofer ceiling loudspeaker (packing include 2 pieces)	

**Americas:**  
Bosch Security Systems, Inc.  
130 Perinton Parkway  
Fairport, New York, 14450, USA  
Phone: +1 800 289 0096  
Fax: +1 585 223 9180  
security.sales@us.bosch.com  
www.boschsecurity.us

**Europe, Middle East, Africa:**  
Bosch Security Systems B.V.  
P.O. Box 80002  
5600 JB Eindhoven, The Netherlands  
Phone: + 31 40 2577 284  
Fax: +31 40 2577 330  
emea.securitysystems@bosch.com  
www.boschsecurity.com

**Asia-Pacific:**  
Robert Bosch (SEA) Pte Ltd, Security Systems  
11 Bishan Street 21  
Singapore 573943  
Phone: +65 6571 2600  
Fax: +65 6571 2698  
apr.securitysystems@bosch.com  
www.boschsecurity.com

**Represented by**