

CB6000

Effortless Classroom AV Control

Two of the most common frustrations of teachers and technology directors: losing remotes, and managing classroom AV.

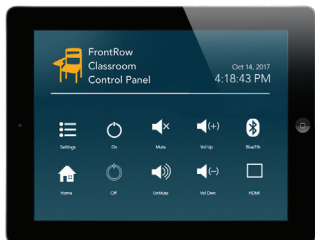
The CB6000 touch screen puts AV control at your fingertips. Turn the projector on/off, change inputs, adjust audio volume, control devices like DVD players and AppleTV, call the office, or even trigger alerts and, with the optional CMBT Bluetooth® audio receiver, you can wirelessly play audio for the entire class by pairing with your computer or mobile device.

The CB6000 is highly programmable yet simple to use, and is designed for 24/7 operation. Synchronize the CB6000 clock time using the FrontRow DRS-5000 server for down-to-the-second coordination with the bell schedules.

With the ability to connect to the network, IT managers can easily remote in to any CB6000 and update settings or copy the configuration from one device to another.



Full screen clock



Matching PC/Mac control and iPad/iPhone control



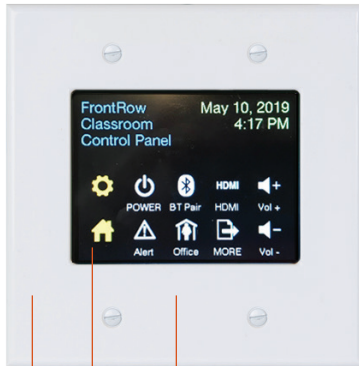
Key Benefits

- Easy dual-gang install and setup
- Schedule projector shut down
- Switch inputs, control volume
- Call the office or trigger alerts
- Remote configuration and monitoring
- Matching Windows/Mac control panel (with Encore software)
- Matching iOS Application (Teacher Edition for iOS)

Key Features


- 2 RS-232, plus 2 IR or 1 GPI
- Up to 5 pages of 8 buttons each
- Supports full screen clock or image
- IR command learning
- Security pass-code
- Configuration using any web browser
- Powered via Cat 5e cable (*not POE)
- Network enabled
- Standalone control (EZ-T) or as part of a complete ezRoom (CB-6000)
- Optional CMBT audio receiver to enable Bluetooth® connectivity

FRONT



1 2 3

BACK



4 5

1 Saves time & money

Organizes all classroom device control into a single, reliable touch-screen; allows remote/scheduled control of devices over the network — saving potentially thousands of dollars per year in projector bulb life alone.

2 Customizable and teacher-friendly

No hunting for the remote, and no button overload. Because the CB6000 is a programmable touch-screen, buttons can be logically grouped and then navigated via automatic page flips.

Easy to see, easy to use

Large, 9cm/3.5in color touch-screen with 320x240 resolution. Display information such as room number, course, and teacher's name — even customizable with your school logo.

Date/time display

Built-in stop watch

A count-down clock is built in for timing tests and other activities.

Energy saving

Sleep mode keeps energy usage low and dims the display when not in use to avoid distractions in dark rooms.

3 IR learning

Need to control non-serial devices? The CB6000 has a built-in IR learning sensor to make configuration a snap.

4 More control

Simultaneously controls 2 serial devices (bi-directional, 2400 to 115k Baud), numerous network devices, and an infrared device. Easily switch the IR output to GPI for even more automatic action possibilities.

Networked

Communicates over standard 10/100Mb/s networks (auto-sensing) using either TCP/IP or UDP protocols.

Puts even non-networked devices on the network

The CB6000 accepts network-based “pass through” commands — so FrontRow's Encore™, Maestro™, and Conductor™ network software can control and help you manage devices that are not directly networkable!

Immediate or scheduled actions

A single button press can initiate one or more simultaneous or chained actions. What's more, you can program the CB6000 to execute actions based on timed events — for example, shutting down all projectors at 8pm.

Remote update

As projectors and other controlled devices change, you can remotely update the configuration software.

Secure

The touch-screen can be password-protected; and network access can also be protected against unauthorized use.

5 Easier installation

Extremely easy to install either as a standalone controller or as part of a more complete ezRoom® system. Fits in virtually any US-standard double-gang AV box, electrical box, or surface box on a wall, lectern, or any flat surface. Just one UTP Cat 5e cable supplies power and control.

Easier configuration

Configuration is as simple and flexible as you need it to be. Use DHCP or static IP addressing and our pre-programmed, downloadable file for the projector you want to control. Modify these as little or as much as you like with the GUI touchscreen layout design software!

Broad compatibility

Works with practically any device that allows serial, IR, or network control; all FrontRow ezRoom® hardware, and the FrontRow Encore™, Maestro™, and Conductor™ network software.

SPECIFICATIONS

- Network support:** 10/100Mb/s (auto sensing)
- Serial Baud rate:** 2400 to 115k baud
- Power supply:** From CM3000 or TB14
- Format:** Double-gang
- Size (wxhxd):** 11.4 x 11.4 x 3.3cm/4.5 x 4.5 x 1.3125in
- Weight:** 113g/4oz
- Control/Jump Buttons/Page:** 8
- Pages:** 5

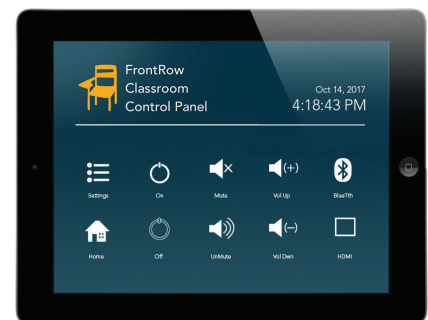
USER CONTROLS

- 9cm/3.5in 320x240 resolution color touch-screen

INPUTS/OUTPUTS

- RJ45 network
- RJ45 aux:
 - (2) bi-directional serial
 - (2) IR control output or general purpose input (GPI)
 - +12V input

TEACHER EDITION FOR iOS



Available on the App Store, FrontRow Teacher Edition for iOS is a dynamic, user-friendly app that works directly with the CB6000 control panel.



Easy to setup

Pair with a CB6000 to configure the application in seconds.

Easy to use

Buttons and actions match the CB6000 to make it easy to learn and switch between mobile device and wall panel.

Secure

Password protection prevents unauthorized use.

Customizable

Allows the teacher to update the text on the app and the control panel simultaneously.

REQUIREMENTS

- iPad 2 and later
- iPhone 4 and later
- iOS 6.1 and up
- Works with any CB6000 or firmware in the field
- Works on the school LAN / wireless network